





# Colorize


your stove pipe, wood, pellet, or gas heating appliance with Stove Bright® high temperature paint 1200°F/650°C




1990 SATIN BLACK




6146 LEATHER BROWN




6159 METALLIC BROWN



6192 RUSSET




6193 METALLIC GRAY




6194 SKY BLUE



6195 MAHOGANY METALLIC




6196 METALLIC BLUE



6197 MOSS GREEN METALLIC




6198 FOREST GREEN




6199 REDWOOD



6201 CHARCOAL




6223 EMERALD GREEN METALLIC




6224 ADOBE TAN



6230 GOLDENFIRE BROWN



6265 SILVER



6283 ALMOND



6298 RICH BROWN METALLIC




6302 METALLIC GOLD



6304 FLAT BLACK



6306 HIGH HEAT PRIMER




6307 SAND




6309 METALLIC BLACK



6310 BARK BROWN




6311 HONEY GLO BROWN




6313 MAUVE




6318 PATRIOT BLUE




6319 MOJAVE RED




6320 COPPER



6321 PEWTER




6324 SUNSET




6325 SURF SAND



6327 GREEN ILLUSION



6329 SHIMMERING ROSE



6332 NEW BRONZE



VENT PIPE PAINT

Available to you is The Stove Bright® User Guide. The User Guide provides details about surface preparation, application, and your first burn.

Actual paint and color chips may vary slightly from this printed representation.

Find the User Guide before you start your project at:

- [www.stovebright.com](http://www.stovebright.com)
- 800-537-7201
- [info@forrestpaint.com](mailto:info@forrestpaint.com)

Visit our Stove Bright® "How to Videos" at: [www.youtube.com/user/MrStoveBright](http://www.youtube.com/user/MrStoveBright)